



The aurora 430 & 440 QE. Innovations from Bernina that help you be more innovative, too.



The aurora 430 and 440 QE are just two examples of the innovative thinking Bernina has been bringing to the sewing world for well over a

century. Since 1883, our machines have been revolutionizing the way we sew. Every Bernina innovation helps you be more innovative in your own sewing and embroidery projects. As always, Bernina features the finest engineering and Swiss-precision stitching available—machines that are truly a joy to sew on. So, stop by your Bernina Dealer today. They are there not only to help you select the machine that's right for you, but also to support and inspire you for years to come.

Today I will go to Bernina.

No one supports the creative sewer like a Bernina Dealer.

Visit www.berninausa.com for complete product information, creative projects and sewing tips.



Nothing Sews Like A Bernina. Nothing.
BERNINA®

© 2005 Bernina of America

aurora 440 Quilter's Edition



The revolutionary Bernina Stitch Regulator lets you free-motion quilt with ease.

consistent and even from first to last. Forget all those endless hours of practice, trying to get your speed just right. With BSR, you'll have this difficult technique mastered in minutes. Finally, free-motion stitching really is freeing!


Another unique feature on the aurora 440 QE is the Start/Stop Button, which allows you to quilt without using a foot control. Use it with BSR for ultimate ease in free-motion stitching. Quilters and sewers alike will also appreciate Temporary Altered Stitch Memory, which stores your altered stitches in temporary memory so you can access them again and again during the same sewing session.

The aurora 440 Quilter's Edition also offers a variety of features that will keep you embellishing for days to come: 379 stitches, including 3 alphabets, as well as the option of embroidery powered by your own PC. So, what are you waiting for? Today is the day to try it.

Today is the dawn of a new day for quilters around the world. That's because now there's an innovation that's turning one of quilting's most challenging techniques into fun and easy thread play.

It's called the Bernina Stitch Regulator (BSR), and it's revolutionizing free-motion stitching. This patented* innovation regulates the length of your stitches so you can create consistent, free-motion stitching the very first time you try it. No other home sewing machine in the world offers you this type of feature! And it's only available on the aurora 440 Quilter's Edition.

The secret of this amazing device is in the uniquely designed BSR presser foot. Inside, a sensor reads the fabric and regulates the length of your stitches so that they're



aurora 430



Use your own PC to create gorgeous embroidery.

If embroidery is on your horizon, you've got to explore the remarkable aurora 430. Not only is it a sensational machine to sew on, but it also lets you create beautiful embroidery when you connect to the power of your personal computer. Using your own PC means faster processing and a more familiar format. You'll be able to view and edit designs on your own large computer screen!

Plus, Bernina Editor Lite software is included in the system. You can quickly and easily create striking

embroidery, reduce and enhance designs, add lettering, change colors, mirror-image and more. You'll even be guided through the whole embroidery process with on-screen animations. It even rescales your embroidery when you enlarge or reduce a design. The software automatically recalculates the number of stitches needed so your embroidery looks just right at any size—another Bernina exclusive. Then, the aurora stitches the beautiful results with legendary Bernina stitch quality.

If you really want to explore all your embroidery possibilities with the aurora 430, you'll be pleased to know you can easily upgrade to the more advanced Bernina Embroidery Design Software. You can also choose from a wide variety of fun, adorable and elegant designs from the exclusive Bernina Design Collections. So, let your creative light shine. Try the aurora today!



A whole new day, a whole new way to express yourself!

Separate Winder Motor

The new separate bobbin winder is practical and incredibly user-friendly, allowing you to wind bobbins while sewing, embroidering or quilting.



Stitch Selection

Choosing a particular stitch is now easier than ever with the new aurora. Stitches can be selected by pressing the stitch number or scroll buttons. The stitch number or stitch symbol is always shown on the display.



Accessory Box

The aurora comes with a whole host of useful accessories including bobbins, presser feet, and standard tools and maintenance accessories. The accessory box can be attached to the back of the aurora for easy carrying.



Embroidery Module with Bernina Editor Lite Software (optional)

This Bernina software allows you to customize designs before stitching out embroidery. You can reduce and enlarge designs, add lettering, reshape lettering, mirror-image, change colors and more. You are guided through the entire embroidery process with on-screen animations, and you can follow the current embroidery operations directly on screen.



Free Hand System

This knee-operated Bernina innovation raises the presser foot and lowers the feed dog, so you can keep both hands on the fabric when guiding and pivoting. Great for quilters.



Slide Speed Control

The conveniently positioned slide speed control allows you to adjust the sewing speed to the particular sewing task—slow for precise work, and faster for more general sewing. This function can also be used during the bobbin winding process.



Start/Stop Button

The aurora's Start/Stop Button is very practical. Since it is not necessary to operate a foot control, you can sew at any speed with confidence.



Automatic Needle Threader

The automatic threader makes it easy to pass the thread through the eye of the needle in a matter of seconds.



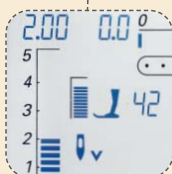
BSR – Bernina Stitch Regulator

The Bernina Stitch Regulator is a patented,* state-of-the-art innovation that regulates the length of your stitches so you can create consistent, free-motion stitching with ease. The presser foot has three different soles and guarantees a more even stitch length with variable sewing speeds. (Standard on the 440 QE.)




Presser Foot Pressure Display

The aurora also offers an on-screen display of the presser foot pressure. You can adjust the pressure individually for every type of fabric. The current setting is always displayed on screen.



Presser Foot Display

The presser foot recommended for your chosen stitch type or embroidery design is displayed on screen. This ensures that you will always use the right presser foot for the task at hand, which makes sewing more enjoyable than ever.



Stitch Display

The aurora offers a wide selection of stitches, and the stitch currently selected always displays as a distinctive symbol on the screen. This is particularly useful with the scroll function.



Sewing	430	440 QE
Temporary Altered Stitch Memory—A Bernina Exclusive	x	x
Slide Speed Control	x	x
Automatic Needle Threader	x	x
Total Number of Stitches Memory	60	90
Needle Stop Up/Down	x	x
Continuous Reverse Sewing	x	x
BSR—Bernina Stitch Regulator		x
Utility Stitches	20	21
Decorative Stitches	104	124
Quilting Stitches	18	32
Darning Program	1	1
Eyelets	1	2
Number of Alphabets	2	3
Total Number of Stitches	283	379
Number of Buttonholes	6	7
Saveable Automatic Buttonhole	x	x
Knee-activated Presser Foot Lifter (Free Hand System)	x	x
Number of Needle Positions	11	11
Quick-reverse Button	x	x
Pattern Start/End Function	x	x
Left/Right Mirroring	x	x
Embroidery (Optional)		
Bernina Editor Lite Embroidery Software	x	x
Simple Installation from CD-ROM	x	x
Online Help	x	x
Editor Lite Booklet	x	x
Bernina .art Embroidery Files with Design Information	x	x
65 Embroidery Designs, Including 19 Quilt Designs	x	x
5 Alphabets	x	x
Reads Third-Party Designs (e.g., .pes, .hus, .pcs)	x	x
Reads .art Embroidery Designs from CD-ROM	x	x
Combining of Embroidery Designs	x	x
Writes .art Embroidery Designs	x	x
Editing of Designs	x	x
Adding/Changing Lettering for Embroidery Designs	x	x
Ability to Work with Other Computer Programs While Embroidering	x	x
General		
Printed User Manual	x	x
CFL Sewing Light	x	x
Backlit LCD Display	x	x
Display of Presser Foot Pressure, Presser Foot, Feed Dog, Stitch Symbol, etc.	x	x
USB Port	x	x
Separate Bobbin Winder	x	x
Electronic Foot Control	x	x
3 Thread Cutters	x	x
Thread Tension Dial	x	x
Start/Stop Button	x	x
Feed Dog Drop	x	x
Presser Feet		
No. 1 – Standard Presser Foot	x	x
No. 2 – Overlock Foot	x	
No.3a – Buttonhole Foot	x	x
No. 4 – Zipper Foot	x	x
No. 5 – Blindstitch Foot	x	x
No. 9 – Darning Foot	x	x
No.20 – Embroidery Foot		x
No.37 – Patchwork Foot		x
No.50 – Walking Foot		x
No.42 – BSR Foot		x
Accessories		
Slide-on Table	x	x
Travel Case	x	x
Accessory Box	x	x
Special Accessories (Optional)		
Embroidery Software and Embroidery Design Cards	x	x
Multiple Spool Holder	x	x
Magnifying Glass Set	x	x

Editor Lite Running **EC on PC** Computer Requirements

The new aurora **430E** and **440 QEE** include all the software you need to get started in the wonderful world of BERNINA embroidery.

Editor Lite Software:

View and edit designs on your own large PC screen, for faster processing and a more familiar format. Includes 5 alphabets and 65 designs (including 19 quilt designs). Rescale embroidery designs and the software adds or subtracts stitches as needed when the size of the design is changed so your design is perfect at any size.

Embroidery Control on your PC (EC on PC):

This innovative link between your personal computer and the **aurora** embroidery machine lets you control the embroidery process from the full color screen of your PC and send it to the **aurora** for stitching. Continue to use your computer while the **aurora** is stitching!

Minimum System Requirements for Editor Lite running EC on PC on your Computer:

- Pentium III CPU 700MHz or higher
- Windows 2000 / XP
- 256 MB RAM (512 recommended)
- 2 USB ports
- 250 MB Hard Disk Space (1GB required to install software)
- 16 Bit True Color Graphics Card (1024 x 768)

Upgrade Editor Lite! - (optional) Editor Lite Software can easily be upgraded to Editor, Auto-Designer or Designer Plus, expanding your embroidery possibilities.